

(1)(a) Statement showing ShareHolding Pattern

Name of the Company /

Name of the Scrip : Kisan Mouldings Ltd.

Quarter Ended : 30-06-2015

Scrip Code : 530145

Class of security : Equity




Partly paid-up Shares	No.of Partly paid-up Shares	As a % of total No. of Partly paid-up Shares	As a % of Total no. of Shares of the Company
Held by Promoters/ Promoters Group	0		
Held by Public	0		
TOTAL - D	0		

Outstanding Conv. Securities	No.of Outstanding Securities	As a % of Total no.of O/S Conv.Securities	As a % of Total no.of shares of the Co., assuming full conv.
Held by Promoters/ Promoters Group	0		
Held by Public	0		
TOTAL - E	0		

Warrants :	No.of Warrants	As a % of Total no.of Warrants	As a % of Total no.of shares of the Co., assuming full conv.
Held by Promoters/ Promoters Group	0		
Held by Public	0		
TOTAL - F	0		

Total paid-up Capital of the Company assum- ing full conv. Of warrants & securities	20325065
---	----------



Statement Showing Shareholding Pattern - Table (I)(a)


Kisan Mouldings Ltd.

Scrip Code : 530145

Quarter Ended : 30-06-2015



Category code	Category of Shareholder	Number of Shareholders	Total number of shares	Number of shares held in dematerialized form	Total shareholding as a percentage of total number of shares		Shares pledged or otherwise encumbered	
					As a percentage of(A+B) ¹	As a percentage of (A+B+C)	Number of shares	As a % of Total No. of Shares
(A)	Shareholding of Promoter and Promoter Group							
1	Indian							
a	Individual/Huf	57	11070283	10776004	54.466	54.466	704200	6.361
b	Central/State Govt	0	0	0	0.000	0.000	0	0.000
c	Bodies Corporates	8	2882735	2745775	14.183	14.183	10800	0.375
d	Fins / Banks	0	0	0	0.000	0.000	0	0.000
e	Any Other specify	0	0	0	0.000	0.000	0	0.000
e-1		0	0	0	0.000	0.000	0	0.000
e-2		0	0	0	0.000	0.000	0	0.000
	Sub Total(A)(1)	65	13953018	13521779	68.649	68.649	715000	5.124
2	Foreign							
a	Indv NRI/For Ind	0	0	0	0.000	0.000	0	0.000
b	Bodies Corporate	0	0	0	0.000	0.000	0	0.000
c	Institutions	0	0	0	0.000	0.000	0	0.000
d	Qualified For.Inv.	0	0	0	0.000	0.000	0	0.000
e	Any Other Specify	0	0	0	0.000	0.000	0	0.000
e-1		0	0	0	0.000	0.000	0	0.000
e-2		0	0	0	0.000	0.000	0	0.000
	Sub Total(A)(2)	0	0	0	0.000	0.000	0	0.000
	Total Shareholding of Promoter and Promoter Group Total (A)= (A)(1)+(A)(2)	65	13953018	13521779	68.649	68.649	715000	5.124
(B)	Public shareholding							
1	Institutions							
a	Mutual Funds	0	0	0	0.000	0.000		
b	Fins / Banks	0	0	0	0.000	0.000		
c	Central/State Govt	0	0	0	0.000	0.000		
d	Venture Cap Fund	0	0	0	0.000	0.000		
e	Insurance Comp(s)	0	0	0	0.000	0.000		
f	Foreign Ins Invest	0	0	0	0.000	0.000		
g	Foreign Ven Cap In	0	0	0	0.000	0.000		
h	Qualified For.Inv.	0	0	0	0.000	0.000		
i	Any Other -Specify	0	0	0	0.000	0.000		
i-1		0	0	0	0.000	0.000		
i-2		0	0	0	0.000	0.000		
	Sub-Total (B)(1)	0	0	0	0.000	0.000		



Statement Showing Shareholding Pattern - Table (I)(a)


Kisan Mouldings Ltd.

Scrip Code : 530145


Quarter Ended : 30-06-2015



Category code	Category of Shareholder	Number of Shareholders	Total number of shares	Number of shares held in dematerialized form	Total shareholding as a percentage of total number of shares		Shares pledged or otherwise encumbered	
					As a percentage of(A+B) ¹	As a percentage of (A+B+C)	Number of shares	As a % of Total No. of Shares
B 2	Non-institutions							
a	Bodies Corporates	135	3281140	3204640	16.143	16.143		
b	Individuals							
	i) upto Rs 1-Lac	6000	2196982	1931388	10.809	10.809		
	ii) above Rs1-Lac	32	828608	768799	4.077	4.077		
c	Qualified For.Inv.	0	0	0	0.000	0.000		
d	Any Other -Clr-Mem	3	2455	2455	0.012	0.012		
d-1		0	0	0	0.000	0.000		
d-2		0	0	0	0.000	0.000		
	-OCB	1	37441	37441	0.184	0.184		
	-NRI	17	25421	25421	0.125	0.125		
	Sub-Total (B)(2)	6188	6372047	5970144	31.351	31.351		
(B)	Total (B)=(B)(1)+(B)(2)	6188	6372047	5970144	31.351	31.351		
	TOTAL (A)+(B)	6253	20325065	19491923		100.000	715000	3.518
(C)	Held by Custodians against Depository Receipts							
	PROMOTER & PRO GRP	0	0	0		0.000		
	PUBLIC	0	0	0		0.000		
	GRAND TOTAL (A)+(B)+(C)	6253	20325065	19491923		100.000	715000	3.518




Sr.No	Notes




(D)(b) Statement showing holding of securities (including shares, warrants, convertible securities) of persons belonging to the category "Promoter and Promoter Group"


Sl. No.	Ref. No	Name of the shareholder	Total Shares held		Shares pledged or otherwise encumbered			Details of warrant		Details of convertible securities		Total shares (including underlying shares assuming full conversion of warrant and convertible securities) as a % of diluted share capital
			Number	As a % of grand total (A)+(B)+(C)	Number	% of Total shares held	As a % of grand total (A)+(B)+(C)	Number of warrants held	As a % of total No of warrants of the same class	Number of convertible securities held	As a % of total No of convertible securities of the same class	
1	000126	BINDIYA R AGGARWAL	2500	0.012	0	0.000	0.000	0	0.000	0	0.000	0.012
2	000246	AARTI R AGGARWAL	14032	0.069	0	0.000	0.000	0	0.000	0	0.000	0.069
3	000263	POOJA S AGGARWAL	10528	0.052	0	0.000	0.000	0	0.000	0	0.000	0.052
4	000308	NITASHA V AGGARWAL	480	0.002	0	0.000	0.000	0	0.000	0	0.000	0.002
5	000309	NEERAV S AGGARWAL	3200	0.016	0	0.000	0.000	0	0.000	0	0.000	0.016
6	000538	SANTOSH R AGGARWAL	1500	0.007	0	0.000	0.000	0	0.000	0	0.000	0.007
7	000544	SURINDER JAGANNATH AGGARWAL (HUF)	73009	0.359	0	0.000	0.000	0	0.000	0	0.000	0.359
8	000545	SHIVANI SATISH AGGARWAL	104620	0.515	0	0.000	0.000	0	0.000	0	0.000	0.515
9	000548	NITASHA VIJAY AGGARWAL	31307	0.154	0	0.000	0.000	0	0.000	0	0.000	0.154
10	000549	VANDANA SURENDRA AGGARWAL	31003	0.153	0	0.000	0.000	0	0.000	0	0.000	0.153
11	00212770	ARATI PRAKASH SHAH	92097	0.453	0	0.000	0.000	0	0.000	0	0.000	0.453
12	00458991	ARVIND GUPTA	7598	0.037	0	0.000	0.000	0	0.000	0	0.000	0.037
13	01091372	JAISAL VENTURES LLP	1552211	7.637	0	0.000	0.000	0	0.000	0	0.000	7.637
14	01091499	SARITA GUPTA	54407	0.268	0	0.000	0.000	0	0.000	0	0.000	0.268
15	15768756	VANDANA SURINDER AGGARWAL	118000	0.581	0	0.000	0.000	0	0.000	0	0.000	0.581
16	16258762	POLSONS INVESTMENT AND FINANCE PVT	822000	4.044	10800	1.314	0.053	0	0.000	0	0.000	4.044
17	16260345	SHRUTI S AGGARWAL	148449	0.730	0	0.000	0.000	0	0.000	0	0.000	0.730
18	16260354	VIJAY J AGGARWAL	441625	2.173	0	0.000	0.000	0	0.000	0	0.000	2.173
19	16260363	MADHU S GUPTA	348317	1.714	0	0.000	0.000	0	0.000	0	0.000	1.714
20	16260370	ARPANA R AGGARWAL	85564	0.421	0	0.000	0.000	0	0.000	0	0.000	0.421
21	16274914	RAMESH J AGGARWAL	795996	3.916	16000	2.010	0.079	0	0.000	0	0.000	3.916
22	16274939	KUNAL R AGGARWAL	380940	1.874	54000	14.175	0.266	0	0.000	0	0.000	1.874
23	16274955	SURINDRA J AGGARWAL (HUF)	21480	0.106	0	0.000	0.000	0	0.000	0	0.000	0.106
24	16274964	NISHI SANJEEV AGGARWAL	784260	3.859	0	0.000	0.000	0	0.000	0	0.000	3.859
25	16274973	SHAMA V AGGARWAL	48138	0.237	0	0.000	0.000	0	0.000	0	0.000	0.237
26	16274980	SHWETA S AGGARWAL	156709	0.771	0	0.000	0.000	0	0.000	0	0.000	0.771
27	16274998	SATISH J AGGARWAL	140000	0.689	140000	100.000	0.689	0	0.000	0	0.000	0.689
28	16275023	SANJEEV A AGGARWAL	570225	2.806	254200	44.579	1.251	0	0.000	0	0.000	2.806
29	16275056	ASHOK J AGGARWAL	586947	2.888	180000	30.667	0.886	0	0.000	0	0.000	2.888
30	16330426	NITIN S GUPTA	51857	0.255	0	0.000	0.000	0	0.000	0	0.000	0.255
31	16330434	AMIT V AGGARWAL	238865	1.175	60000	25.119	0.295	0	0.000	0	0.000	1.175
32	16330442	SACHIN S GUPTA	50446	0.248	0	0.000	0.000	0	0.000	0	0.000	0.248
33	16330459	SANTOSH R AGGARWAL	786392	3.869	0	0.000	0.000	0	0.000	0	0.000	3.869
34	16330493	SATISH T GUPTA (HUF)	1000	0.005	0	0.000	0.000	0	0.000	0	0.000	0.005
35	16335227	CLASSIC CREATION IMPEX PVT LTD	40000	0.197	0	0.000	0.000	0	0.000	0	0.000	0.197
36	16336138	AMITA A AGGARWAL	753441	3.707	0	0.000	0.000	0	0.000	0	0.000	3.707
37	16348944	PUSHPALATA A AGGARWAL	368259	1.812	0	0.000	0.000	0	0.000	0	0.000	1.812




38	16348969	SPREAD FINTRADE LTD	331564	1.631	0	0.000	0.000	0	0.000	0	0.000	0.000	1.631
39	16691754	VEENA V AGGARWAL	821197	4.040	0	0.000	0.000	0	0.000	0	0.000	0.000	4.040
40	16710559	BINDIYA R AGGARWAL	157233	0.774	0	0.000	0.000	0	0.000	0	0.000	0.774	
41	16710788	SATISH J AGGARWAL	485298	2.388	0	0.000	0.000	0	0.000	0	0.000	2.388	
42	19260739	REKHA S AGGARWAL	423960	2.086	0	0.000	0.000	0	0.000	0	0.000	2.086	
43	20036016	RADHIKA AGGARWAL	162154	0.798	0	0.000	0.000	0	0.000	0	0.000	0.798	
44	20036163	SHIVANI S AGGARWAL	43664	0.215	0	0.000	0.000	0	0.000	0	0.000	0.215	
45	20051734	VIJAY J AGGARWAL (HUF)	58873	0.290	0	0.000	0.000	0	0.000	0	0.000	0.290	
46	20092880	GAURAV A AGGARWAL	376121	1.851	0	0.000	0.000	0	0.000	0	0.000	1.851	
47	20169561	RISHAV S AGGARWAL	123651	0.608	0	0.000	0.000	0	0.000	0	0.000	0.608	
48	20514904	RAMESH JAGANNATH AGGARWAL (HUF)	278329	1.369	0	0.000	0.000	0	0.000	0	0.000	1.369	
49	20514912	SATISH J AGGARWAL (HUF)	559773	2.754	0	0.000	0.000	0	0.000	0	0.000	2.754	
50	20520038	ASHOK JAGANNATH AGGARWAL (HUF)	209002	1.028	0	0.000	0.000	0	0.000	0	0.000	1.028	
51	20680101	SANJEEV A AGGARWAL (HUF)	17190	0.085	0	0.000	0.000	0	0.000	0	0.000	0.085	
52	21006695	SURINDER J AGGARWAL	28547	0.140	0	0.000	0.000	0	0.000	0	0.000	0.140	
53	B00529	MS BINDIYA R AGGARWAL	3800	0.019	0	0.000	0.000	0	0.000	0	0.000	0.019	
54	P00001	POOJA S AGGARWAL	9300	0.046	0	0.000	0.000	0	0.000	0	0.000	0.046	
55	R01050	MR RAMESH J AGGARWAL	100	0.000	0	0.000	0.000	0	0.000	0	0.000	0.000	
56	S00003	SHIVANI SATISH AGGARWAL	8900	0.044	0	0.000	0.000	0	0.000	0	0.000	0.044	
57	S01561	SOFTLINE SECURITIES PRIVATE LTD	92400	0.455	0	0.000	0.000	0	0.000	0	0.000	0.455	
58	S01659	M/S SPREAD FINTRADE LTD	43960	0.216	0	0.000	0.000	0	0.000	0	0.000	0.216	
59	Z00120	ZITURA INVESTMENT & FIN PVT LTD	600	0.003	0	0.000	0.000	0	0.000	0	0.000	0.003	
		Total Promoter & Promoter Group	13953018	68.649	715000	5.124	3.518	0	0.000	0	0.000	0.000	68.651



(f)(c) Statement showing holding of securities (including shares, warrants, convertible securities) of persons belonging to the category "Public" and holding more than 1% of the total number of shares									
Sr. No.	Ref-Num	Name of the shareholder	Number of shares	Shares as a percentage of total number of shares (i.e., Grand Total (A)+(B)+(C) indicated in Statement at para (f)(a) above)	Details of warrant		Details of convertible securities		Total shares (including underlying shares assuming full conversion of warrant and convertible securities) as a % of diluted share capital
					Number of warrants held	As a % of total No of warrants of the same class	Number of convertible securities held	As a % of total No of convertible securities of the same class	
1	AAECA7605E	ANMOL INSURANCE CONSULTANTS PVT LTD	750000	3.690	0	0.000	0	0.000	3.6
2	AAACB3544P	BHAGERIA TRADE INVESTMENT PVT LTD	475000	2.337	0	0.000	0	0.000	2.3
3	AADCC8390B	CHOICE EQUITY BROKING PRIVATE LIMIT	324000	1.594	0	0.000	0	0.000	1.5
4	AABCN1406H	NIPUR CHEMICALS LTD	482500	2.374	0	0.000	0	0.000	2.3
5	AAECS4421J	SALLEE TRADEFIN LIMITED	600000	2.952	0	0.000	0	0.000	2.9
				0.000					
		Total	2631500	12.947	0	0.000	0	0.000	12.9




(I)(c) Statement showing holding of securities (including shares, warrants, convertible securities) of persons (together with PAC) belonging to the category									
"Public" and holding more than 5% of the total number of shares									
Sr. No.	Ref-Num	Name of the shareholder	Number of shares	Shares as a percentage of total number of shares (i.e., Grand Total (A)+(B)+(C) indicated in Statement at para (I)(a) above)	Details of warrant		Details of convertible securities		Total shares (including underlying shares assuming full conversion of warrant and convertible securities) as a % of diluted share capital
					Number of warrants held	As a % of total No of warrants of the same class	Number of convertible securities held	As a % of total No of convertible securities of the same class	
				0.000					
		Total -Public [5% & above]	0	0.000	0	0.000	0	0.000	0.000




(I)(d) Statement showing details of locked-in shares

Sr. No.	Ref- Num	Name of the shareholder	Number of locked-in shares	Locked-in shares as a percentage of total number of shares {i.e., Grand Total (A)+(B)+(C) indicated in Statement at para (I)(a) above}	Promoter/Promoter Group/Public
		Total Locked in Shares	0	0.000	



(II)(a) Statement showing details of Depository Receipts (DRs)

Sr. No.	Ref-Num	Name of theHolder	Type of outstanding DR (ADRs, GDRs, SDRs, etc.)	Number of outstanding DRs	Number of shares underlying outstanding DRs	Shares underlying outstanding DRs as a percentage of total number of shares {i.e., Grand Total (A)+(B)+(C) indicated in Statement at para (I)(a) above}



(II)(b) Statement showing Holding of Depository Receipts (DRs), where underlying shares held by Promoter/Promoter Group are in excess of 1% of the total number of shares

Sr. No.	Ref-Num	Name of the DR Holder	Type of outstanding DR (ADRs, GDRs, SDRs, etc.)	Number of outstanding DRs	Number of shares underlying outstanding DRs	Shares underlying outstanding DRs a percentage of to number of shares {i.e., Grand Total (A)+(B)+(C) indicated in Statement at para: (I)(a) above}

